



**STRONG PARTNERS.
TOUGH TRUCKS.™**



FOUR-WHEEL ELECTRIC COUNTERBALANCED LIFT TRUCKS

J1.6-2.0XN

1600 – 2 000 KG



J1.6XN, J1.8XN, J2.0XN

DISTINGUISHING MARKS	1.1	Manufacturer (abbreviation)	
	1.2	Manufacturer's type designation	
	1.3	Drive: electric (battery or mains), diesel, petrol, fuel gas	
	1.4	Operator type: hand, pedestrian, standing, seated, order-picker	
	1.5	Rated capacity/rated load	Q (t)
	1.6	Load centre distance	c (mm)
	1.8	Load distance, centre of drive axle to fork	x (mm)
	1.9	Wheelbase	y (mm)

WEIGHTS	2.1	Service weight <input type="checkbox"/>	kg
	2.2	Axle loading, laden front/rear (max. battery) <input type="checkbox"/>	kg
	2.3	Axle loading, unladen front/rear (max. battery) <input type="checkbox"/>	kg

TYRES/CHASSIS	3.1	Tyres: L = pneumatic, V = cushion, SE = Pneumatic Shape Solid	
	3.2	Tyre size, front	
	3.3	Tyre size, rear	
	3.5	Wheels, number front/rear (x = driven wheels)	
	3.6	Tread, front	b ₁₀ (mm)
	3.7	Tread, rear	b ₁₁ (mm)

DIMENSIONS	4.1	Tilt of mast/fork carriage forward/backward	α / β (°)
	4.2	Height, mast lowered	h ₁ (mm)
	4.3	Free lift \uparrow	h ₂ (mm)
	4.4	Lift \uparrow	h ₃ (mm)
	4.5	Height of mast, extended \blacklozenge	h ₄ (mm)
	4.7	Height of overhead guard (cabin) \blacksquare	h ₆ (mm)
	4.7.1	Cab height (open cab)	(mm)
	4.8	Seat height/stand height \odot	h ₇ (mm)
	4.12	Coupling height	h ₁₀ (mm)
	4.19	Overall length	l ₁ (mm)
	4.20	Length to face of forks	l ₂ (mm)
	4.21	Overall width *	b/b ₂ (mm)
	4.22	Fork dimensions	s/e/l (mm)
	4.23	Fork carriage DIN 15173. Class, A/B	
	4.24	Fork carriage width \bullet	b ₃ (mm)
	4.31	Ground clearance, laden, below mast	m ₁ (mm)
	4.32	Ground clearance, centre of wheelbase \blacklozenge	m ₂ (mm)
	4.33	Load dimension b ₁₂ x l ₆ crossways	b ₁₂ x l ₆ (mm)
	4.34	Aisle width predetermined load dimensions	Ast (mm)
	4.34.1	Aisle width with pallets 1 000 long x 1 200 wide \blacklozenge	Ast (mm)
	4.34.2	Aisle width with pallets 1200 long x 800 wide \blacklozenge	Ast (mm)
4.35	Turning radius	W ₈ (mm)	
4.36	Internal turning radius	b ₁₃ (mm)	
4.41	90° intersecting aisle (With pallet W = 1200mm, L = 1000mm)	mm	
4.42	Step Height (from ground to running board) \blacklozenge	mm	
4.43	Step Height	mm	

PERFORMANCE	5.1	Travel speed, laden/unladen \triangle	km/h
	5.1.1	Travel speed, laden/unladen, backwards	km/h
	5.2	Lift speed, laden/unladen	m/sec
	5.3	Lowering speed, laden/unladen	m/sec
	5.5	Drawbar pull, laden/unladen **	N
	5.6	Max. drawbar pull, laden/unladen ***	N
	5.7	Gradeability, laden/unladen \dagger ****	%
	5.8	Max. gradeability, laden/unladen \dagger ****	%
	5.9	Acceleration time, laden/unladen \triangle	s
	5.10	Service brake	

ELECTRIC-ENGINE	6.1	Drive motor rating S2 60 min	kW
	6.2	Lift motor rating at S3 15%	kW
	6.3	Battery according to DIN 43531/35/36 A, B, C, no	
	6.4	Battery voltage/nominal capacity K5	(V)/(Ah)
	6.5	Battery weight \blacktriangle	kg
	6.6	Energy consumption according to VDI cycle \triangle	kWh/h

ADDITIONAL DATA	8.1	Type of drive unit	
	10.1	Operating pressure for attachments \circ	bar
	10.2	Oil volume for attachments \boxtimes	l/min
	10.3	Hydraulic oil tank, capacity	l
	10.7	Sound pressure level at the driver's seat L _{pAZ} \oplus	dB(A)
	10.8	Towing coupling, type DIN	

HYSTER		HYSTER	
J1.6XN (MWB)		J1.6XN (LWB)	
Electric (battery)		Electric (battery)	
Seated		Seated	
1.6		1.6	
500		500	
326		326	
1 431		1 539	

3036		3209	
3986	650	3992	817
1461	1575	1533	1676

SE		SE	
18 x 7-8		18 x 7-8	
140/55-9		140/55-9	
2X	2	2X	2
889		889	
918		918	

5		5		5		5	
2 230		2 230		2 230		2 230	
100		100		100		100	
3 320		3 320		3 320		3 320	
3 868		3 868		3 868		3 868	
2070		2070		2070		2070	
2087		2087		2087		2087	
1017		1017		1017		1017	
360		360		360		360	
2980		3088		3088		3088	
1980		2088		2088		2088	
1050 \blacklozenge		1050 \blacklozenge		1050 \blacklozenge		1050 \blacklozenge	
40	80	1000	40	80	1000	40	80
2A		2A		2A		2A	
907		907		907		907	
70		70		70		70	
100		100		100		100	
1000 x 1200		1000 x 1200		1000 x 1200		1000 x 1200	
3309		3417		3417		3417	
3309		3417		3417		3417	
3432		3540		3540		3540	
1654		1762		1762		1762	
0		0		0		0	
1778		1824		1824		1824	
526		526		526		526	
484		484		484		484	

16		16		16		16	
16		16		16		16	
0.43		0.59		0.43		0.59	
0.50		0.47		0.50		0.47	
3406		3680		3406		3680	
11415		11690		11415		11690	
11		16		11		16	
25		35		25		35	
4.6		4.1		4.6		4.1	
Electric				Electric			

2x 5.0		2x 5.0	
12		12	
DIN 43531-A		DIN 43531-A	
48	625	48	750
813	899	962	1 064
4.4		4.5	

AC Induction		AC Induction	
180		180	
40		40	
19		19	
69		69	
Pin		Pin	

Specification data is based on VDI 2198. * Standard /Wide tread ** 60 minute rating *** 5 minute rating **** 30 minute rating

EQUIPMENT AND WEIGHT:

Weights (line 2.1) are based on the following specifications: 3360mm (Vista Plus) and 3430mm (Vista) to top of fork, 2 stage LFL mast with standard carriage and 1000mm forks, with HiP performance setting, DIN battery configuration.

HYSTER			HYSTER			HYSTER			HYSTER			1.1	DISTINGUISHING MARKS
J1.8XN (MWB)			J1.8XN (LWB)			J2.0XN (MWB)			J2.0XN (LWB)			1.2	
Electric (battery)			Electric (battery)			Electric (battery)			Electric (battery)			1.3	
Seated			Seated			Seated			Seated			1.4	
1.8			1.8			2.0			2.0			1.5	
500			500			500			500			1.6	
321			321			321			321			1.8	
1431			1539			1539			1539			1.9	

3288			3282			3565			3386			2.1	WEIGHTS
4435		653	4368		714	4892		673	4719		668	2.2	
1601		1687	1608		1674	1743		1822	1652		1734	2.3	

SE			SE			SE			SE			3.1	TYRES/CHASSIS
200 / 50-10			200 / 50-10			200 / 50-10			200 / 50-10			3.2	
140 / 55-9			140 / 55-9			15 x 4.5-8			140 / 55-9			3.3	
2X		2	2X		2	2X		2	2X		2	3.5	
908			908			906			908			3.6	
918			918			918			918			3.7	

5		5		5		5		5		5		5		4.1	DIMENSIONS				
2180		2180		2180		2180		2180		2180		2180		4.2					
100		100		100		100		100		100		100		4.3					
3390		3390		3390		3390		3390		3390		3390		4.4					
4006		4006		4006		4006		4006		4006		4006		4.5					
2070		2070		2070		2070		2070		2070		2070		4.7					
2087		2087		2087		2087		2087		2087		2087		4.7.1					
1017		1017		1017		1017		1017		1017		1017		4.8					
360		360		360		360		360		360		360		4.12					
2975		3083		2975		3083		2975		3083		3083		4.19					
1975		2083		1975		2083		1975		2083		2083		4.20					
1116		1116		1116		1116		1116		1116		1116		4.21					
40		80		1000		40		80		1000		40		100		1000		4.22	
2A		2A		2A		2A		2A		2A		2A		4.23					
977		977		977		977		977		977		977		4.24					
70		70		70		70		70		70		70		4.31					
100		100		100		100		100		100		100		4.32					
1000 x 1200		1000 x 1200		1000 x 1200		1000 x 1200		1000 x 1200		1000 x 1200		1000 x 1200		4.33					
3305		3413		3305		3413		3305		3413		3413		4.34					
3305		3413		3305		3413		3305		3413		3413		4.34.1					
3427		3535		3427		3535		3427		3535		3535		4.34.2					
1654		1762		1654		1762		1654		1762		1762		4.35					
0		0		0		0		0		0		0		4.36					
1800		1846		1800		1846		1800		1846		1846		4.41					
526		526		526		526		526		526		526		4.42					
484		484		484		484		484		484		484		4.43					

16		16		16		16		16		16		16		5.1	PERFORMANCE	
16		16		16		16		16		16		16		5.1.1		
0.41		0.60		0.41		0.60		0.40		0.58		0.40		0.58		5.2
0.46		0.40		0.46		0.40		0.47		0.40		0.47		0.40		5.3
3337		3646		3337		3646		3260		3603		3294		3637		5.5
11355		11664		11346		11655		11269		11612		11304		11647		5.6
10		15		10		15		9		14		9		15		5.7
23		35		23		36		31		34		22		36		5.8
4.6		4.1		4.6		4.1		4.6		4.1		4.6		4.1		5.9
Electric			Electric			Electric			Electric			Electric				5.10

2x 5.0			2x 5.0			2x 5.0			2x 5.0			6.1	ELECTRIC ENGINE
12.0			12.0			12.0			12.0			6.2	
DIN 43531-A			DIN 43531-A			DIN 43531-A			DIN 43531-A			6.3	
48		625	48		750	48		625	48		750	6.4	
813		899	962		1064	813		899	962		1064	6.5	
5.0			5.0			5.5			5.5			6.6	

AC Induction			AC Induction			AC Induction			AC Induction			8.1	ADDITIONAL DATA
180			180			180			180			10.1	
40			40			40			40			10.2	
19			19			19			19			10.3	
69			69			69			69			10.7	
Pin			Pin			Pin			Pin			10.8	

FORKS:

J1.6-J1.8XN: 80 x 40 x 1 000 to 1 200
 J2.0XN: 100 x 40 x 1 000 to 1 200

FORK SPACING:

Inside to inside, minimum: 30 mm
 Outside to outside, maximum: 900 mm

MAST AND CAPACITY INFORMATION

VISTA PLUS MASTS J1.6XN

	Maximum fork height (mm)	Back tilt	Overall lowered height (mm)	Overall extended height (mm)	Free lift (top of forks) (mm)
Vista Plus 2-Stage Limited Free Lift	3 360	5°	2 230	3 868 ★	140
	3 860	5°	2 580	4 368 ★	140
	4 360	5°	2 830	4 868 ★	140
	4 860	5°	3 180	5 386 ★	140
Vista Plus 3-Stage Full Free Lift	4 600	5°	2 080	5 108 *	1 572 ▲
	4 900	5°	2 180	5 408 *	1 672 ▲
	5 200 ♣	5°	2 330	5 708 *	1 822 ▲
	5 500 ♣	5°	2 430	6 008 *	1 922 ▲

VISTA MASTS J1.6-2.0XN

	Maximum fork height (mm)	Back tilt	Overall lowered height (mm)	Overall extended height (mm)	Free lift (top of forks) (mm)
Vista 2-Stage Limited Free Lift	3432	5°	2 180	4 006 *	140
	3932	5°	2 530	4 506 *	140
	4432	5°	2 780	5 006 *	140
	4932	5°	3 130	5 506 *	140
Vista 2-Stage Full Free Lift	3218	5°	2 080	3 728 ♣	1 505 ♣
	3718	5°	2 330	4 228 ♣	1 755 ♣
	4338	5°	2 680	4 847 ♣	2 105 ♣
Vista 3-Stage Full Free Lift	4 600	5°	2 030	5 175 ♣	1 455 ♣
	4 900	5°	2 130	5 375 ♣	1 555 ♣
	5 200 ♣	5°	2 280	5 775 ♣	1 705 ♣
	5 500 ♣	5°	2 380	6 075 ♣	1 805 ♣

J1.6-2.0XN - Capacity chart in kg @ 500mm Load Centre

	Maximum fork height (mm)	Pneumatic Shaped Solid Tyres											
		Without sideshift						With integral sideshift					
		J1.6XN (MWB)	J1.6XN (LWB)	J1.8XN (MWB)	J1.8XN (LWB)	J2.0XN (MWB)	J2.0XN (LWB)	J1.6XN (MWB)	J1.6XN (LWB)	J1.8XN (MWB)	J1.8XN (LWB)	J2.0XN (MWB)	J2.0XN (LWB)
Vista Plus 2-Stage Limited Free Lift	3 360	1 600	1 600	-	-	-	-	1 600	1 600	-	-	-	-
	3 860	1 600	1 600	-	-	-	-	1 590	1 590	-	-	-	-
	4 360	1 580	1 580	-	-	-	-	1 570	1 570	-	-	-	-
	4 860	1 490	1 500	-	-	-	-	1 480	1 480	-	-	-	-
Vista 2-Stage Limited Free Lift	3 432	1 600	1 600	1 800	1 800	2 000	2 000	1 580	1 580	1 740	1 740	1 920	1 920
	3 932	1 600	1 600	1 800	1 800	2 000	2 000	1 570	1 570	1 740	1 740	1 910	1 910
	3 932	1 580	1 580	1 780	1 780	1 980	1 980	1 550	1 550	1 720	1 720	1 900	1 890
	3 932	1 490	1 500	1 580	1 580	1 570	1 570	1 450	1 460	1 540	1 540	1 520	1 520
Vista 2-Stage Full Free Lift	3 218	1 600	1 600	1 800	1 800	2 000	2 000	1 570	1 570	1 750	1 750	1 930	1 930
	3 718	1 600	1 600	1 800	1 800	2 000	2 000	1 560	1 560	1 750	1 750	1 920	1 920
	4 338	1 600	1 600	1 800	1 800	2 000	2 000	1 550	1 550	1 740	1 740	1 910	1 910
Vista Plus 3-Stage Full Free Lift	4 600	1 500	1 510	-	-	-	-	1 450	1 450	-	-	-	-
	4 900	1 350	1 360	-	-	-	-	1 400	1 400	-	-	-	-
	5 200 ♣	1 220	1 230	-	-	-	-	1 360	1 360	-	-	-	-
	5 500 ♣	1 090	1 100	-	-	-	-	1 230	1 230	-	-	-	-
Vista 3-Stage Full Free Lift	4 600	1 570	1 570	1 770	1 770	1 880	1 960	1 570	1 570	1 740	1 740	1 910	1 910
	4 900	1 460	1 450	1 710	1 710	1 710	1 910	1 540	1 540	1 710	1 710	1 840	1 880
	5 200 ♣	1 320	1 330	1 650	1 600	1 580	1 670	1 420	1 430	1 650	1 650	1 690	1 770
	5 500 ♣	1 190	1 200	1 590	1 470	1 440	1 540	1 160	1 160	1 520	1 440	1 410	1 500

J1.6-2.0XN - Capacity chart in kg @ 600mm Load Centre

	Maximum fork height (mm)	Pneumatic Shaped Solid Tyres											
		Without sideshift						With integral sideshift					
		J1.6XN (MWB)	J1.6XN (LWB)	J1.8XN (MWB)	J1.8XN (LWB)	J2.0XN (MWB)	J2.0XN (LWB)	J1.6XN (MWB)	J1.6XN (LWB)	J1.8XN (MWB)	J1.8XN (LWB)	J2.0XN (MWB)	J2.0XN (LWB)
Vista Plus 2-Stage Limited Free Lift	3 360	1 450	1 450	-	-	-	-	1 430	1 430	-	-	-	-
	3 860	1 450	1 450	-	-	-	-	1 430	1 430	-	-	-	-
	4 360	1 430	1 430	-	-	-	-	1 410	1 410	-	-	-	-
	4 860	1 350	1 360	-	-	-	-	1 320	1 330	-	-	-	-
Vista 2-Stage Limited Free Lift	3 432	1 450	1 450	1 600	1 600	1 800	1 800	1 410	1 410	1 560	1 560	1 720	1 720
	3 932	1 450	1 450	1 600	1 600	1 800	1 800	1 410	1 410	1 560	1 560	1 720	1 720
	4 432	1 430	1 430	1 580	1 580	1 780	1 780	1 390	1 390	1 540	1 540	1 700	1 700
	4 932	1 350	1 360	1 500	1 500	1 570	1 570	1 300	1 310	1 450	1 450	1 520	1 520
Vista 2-Stage Full Free Lift	3 218	1 450	1 450	1 600	1 600	1 800	1 800	1 410	1 410	1 570	1 570	1 730	1 730
	3 718	1 450	1 450	1 600	1 600	1 800	1 800	1 400	1 400	1 560	1 560	1 720	1 720
	4 338	1 450	1 450	1 600	1 600	1 800	1 800	1 390	1 390	1 560	1 560	1 720	1 720
Vista Plus 3-Stage Full Free Lift	4 600	1 450	1 450	-	-	-	-	1 450	1 450	-	-	-	-
	4 900	1 400	1 400	-	-	-	-	1 400	1 400	-	-	-	-
	5 200 ♣	1 350	1 360	-	-	-	-	1 360	1 360	-	-	-	-
	5 500 ♣	1 220	1 230	-	-	-	-	1 230	1 230	-	-	-	-
Vista 3-Stage Full Free Lift	4 600	1 450	1 450	1 600	1 600	1 800	1 800	1 410	1 410	1 410	1 560	1 710	1 710
	4 900	1 420	1 420	1 570	1 570	1 770	1 770	1 380	1 380	1 380	1 530	1 690	1 690
	5 200 ♣	1 370	1 380	1 520	1 520	1 710	1 710	1 330	1 330	1 330	1 480	1 640	1 630
	5 500 ♣	1 320	1 320	1 470	1 470	1 570	1 660	1 270	1 270	1 270	1 420	1 540	1 570

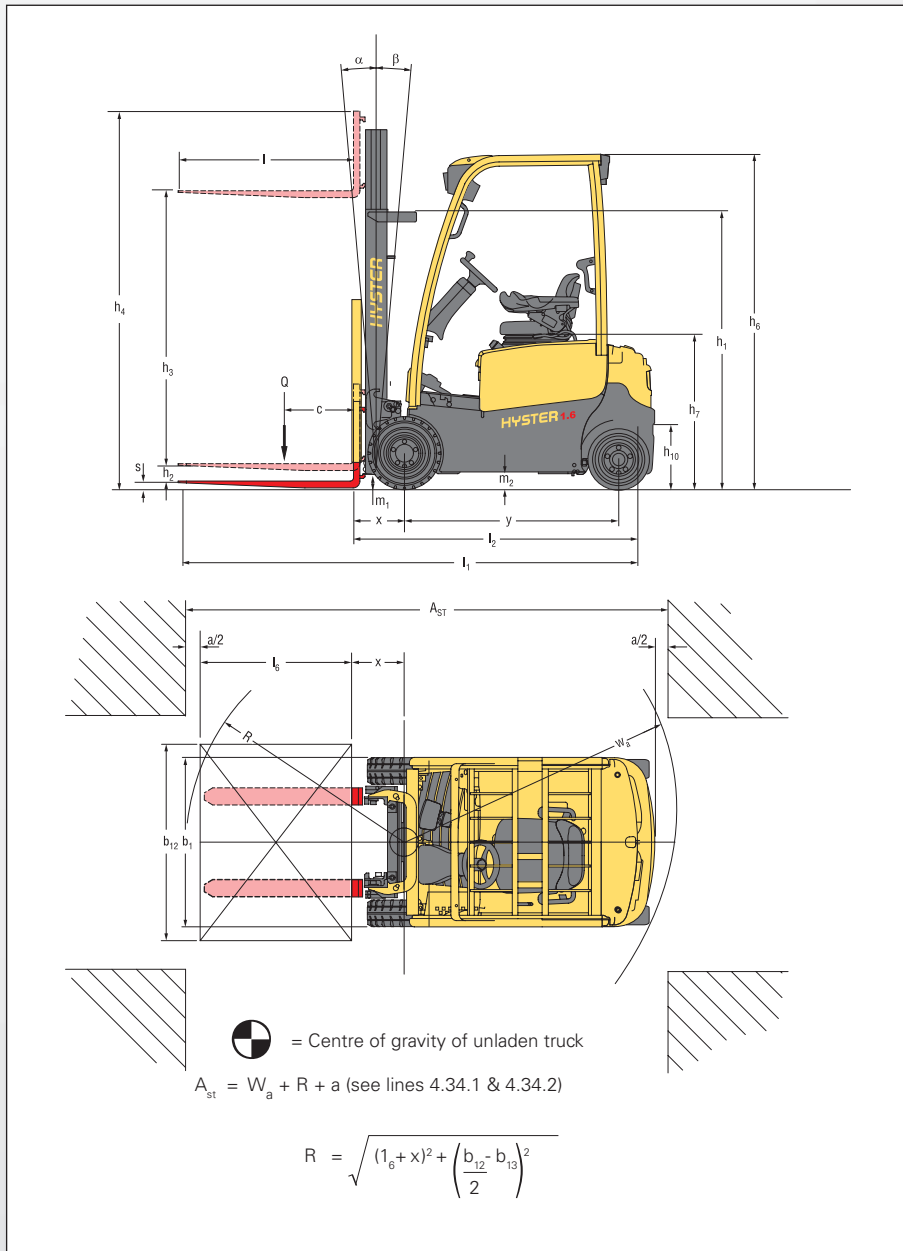
♣ Tilt speed reduced to 1° per second by mechanical tilt speed restrictors for mast heights 5000mm and above.

NOTES

The rated capacities shown are for masts in a vertical position on trucks equipped with standard or sideshift carriage and nominal length forks. Masts above the maximum fork heights shown in the mast table are classified as high lift and, depending on the tyre/tread configuration may require reduced capacity, restricted back tilt or wide tread.

Values shown are for standard equipment. When using non-standard equipment these values may change. Please contact your Hyster dealer for information.

TRUCK DIMENSIONS



NOTE:

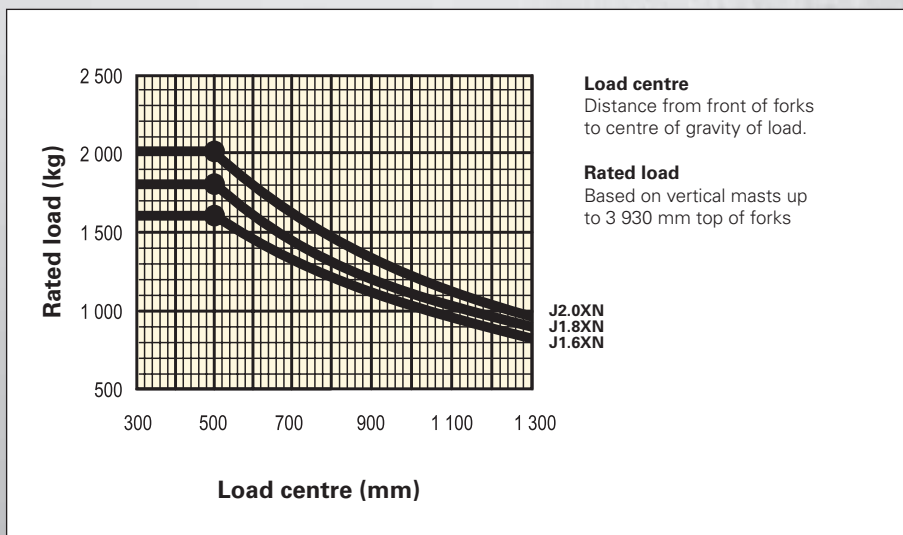
Specifications are affected by the condition of the vehicle and how it is equipped, as well as the nature and condition of the operating area. Inform your dealer of the nature and condition of the intended operating area when purchasing your Hyster Truck.

- Max. battery
- ¶ Bottom of forks
- Full suspension seat specified at mid-point of suspension travel. Standard Hood specified. 1051mm with raised hood.
- ◆ Without load backrest
- Add 32mm with load backrest
- h6 subject to +/- 5 mm tolerance
- With manual hydraulic controls; 155 bar with e-hydraulic controls
- ☒ maximum flow set through dash display.
- △ HiP performance
- ▲ min/max
- ✦ Overall width 1116mm with required 200/50-10 tyres fitted for masts 5000mm and over.
- ⊗ LPAZ, measured according to the test cycles and based on the weighting values contained in EN12053
- ◆ With vertical battery removal; add 34 mm with horizontal removal
- ✦ 90 with horizontal battery removal

MAST TABLES:

- ★ Add 721mm with load backrest extension
- ▲ Deduct 723mm with load backrest extension.
- * Add 723mm with load backrest extension.
- * Add 656mm with load backrest extension.
- ✦ Add 655mm with load backrest extension
- ◆ Deduct 655mm with load backrest extension.

RATED CAPACITIES



NOTICE

Care must be exercised when handling elevated loads. When the carriage and/or load is elevated, truck stability is reduced. It is important that mast tilt in either direction be kept to a minimum when loads are elevated

Operators must be trained and must read, understand and follow the instructions contained in the Operating Manual.

All values are nominal values and they are subject to tolerances. For further information, please contact the manufacturer.

Hyster products might be subject to change without notice.

Lift trucks illustrated may feature optional equipment. Values may vary with alternative configurations.

CE Safety:

This truck conforms to the current EU requirements.

PRODUCT FEATURES

DEPENDABILITY

- Robust mast design for high visibility and reliable, high performance lifting.
- Steel hoods and durable side covers provide increased resistance to impact damage and general wear and tear.
- AC motor technology on traction and hoist allows the truck to work more reliably and for longer shifts, reducing downtime significantly.
- Hall-Effect sensors on transmission replace internal encoder bearing, making the truck more reliable and decreasing downtime.
- Strong chassis construction provides excellent durability and stability, boosting driver confidence and enhancing productivity.
- IP54 enclosed traction motors and IP65 protection of controls, prevent ingress of water and dust particles, reducing the probability of truck breakdown.
- Use of O-Ring face seals in the hydraulic system, sealed electrical connectors and LED lights, replacing light bulbs, gives maximum uptime over the product life cycle.

PRODUCTIVITY

- Dual front wheel AC drive motors provides smooth acceleration and excellent travel and torque performance. This is combined with regenerative braking to deliver efficient load handling.
- Robust Zero Turn Radius (ZTR) axle with allow tight turning circles for excellent maneuverability in working aisles or congested loading/unloading bays.
- E-braking system provides service braking to be achieved using regenerative motor braking, offering increased energy efficiency, reduced energy consumption and increases uptime.
- Comprehensive range of truck wheelbases and batteries, can be matched to the application, optimising performance, maneuverability and battery shift life.
- Energy Low (eLo) settings provides best balance between truck performance and battery shift life.
- High Performance (HiP) settings will ensure that truck performance.
- Easy side extraction battery removal with 180°-fold back door, allows more uninterrupted uptime with a fast, simple exchange process to keep trucks on the move.
- The maintenance-free mechanical Hyster Stability Mechanism (HSM) reduces truck lean when travelling over obstacles, increasing driver confidence and productivity.

ERGONOMICS

- Zero Turn Radius (ZTR) axle gives tighter turn radius, allowing a roomier, comfortable truck to maneuver in standard working aisles.
- Generous foot space, intuitive pedal arrangement and low step and hood heights offer a comfortable working space for the driver. This means on/off access and driving in reverse cause less fatigue over long shifts.
- Full suspension seat with 80mm of travel reduces truck vibrations, creating a smoother ride for the operator. Swivel seat option for operations requiring frequent reversing.
- Optional IntelligentBelt™ interlock system prevents truck from traveling until operator is seated with seat belt securely fastened to ensure that seat belt is used correctly.
- Multiple choices of Hydraulic controls:
 - Seat side manual lever control with new design manual levers for superb handling productivity.
 - The latest design adjustable TouchPoint™ armrest module with built in hydraulic controls, integrated directional control, emergency off switch and horn offers the ultimate in comfort and control.
 - New design ergonomic joystick with integrated hydraulic controls including direction change, return to set tilt and clamping, designed and positioned to provide maximum comfort for operator.
- Optional Synchronous steering maintains the steering knob at the preferred angle for the driver when driving straight increasing operator comfort and reduces fatigue.
- Steer Column is infinitely adjustable via adjustable gas spring support, optional height adjustment available.
- The memory tilt option allows the steering column to be released to the most vertical position to allow the operator to get off the truck easily. When getting back on the truck, the operator simply pulls the steer column back to the preset position.
- A choice of weather protection options promotes a comfortable working environment, whatever the conditions.
- Easy to open 180°-fold back door for simple and efficient horizontal battery exchange.

PRODUCT FEATURES (2)

LOW COST OF OWNERSHIP

- The right balance of performance, manoeuvrability and battery provision, matched to the application needs gives productivity and throughput at less cost.
- The Vehicle System Manager (VSM) allows adjustment of truck performance parameters as well as monitoring key functions, leading to application matched performance and low maintenance.
- Durable, quality components mean long term reliability and lower maintenance costs. Virtually maintenance free components such as brushless AC motors mean that Hyster Electrics require a full service check only after 1 000 hours.
- In-built thermal protection on traction motors and advanced cooling system protect truck components, leading to reduced maintenance costs.
- Fast delivery of diagnostic information allows precise troubleshooting, easy maintenance planning and lower costs.
- E-braking system reduce 'wear parts' and are less vulnerable to ingress of dirt and floor debris, reducing maintenance costs.

SERVICEABILITY

- Access to diagnostic information via the display or plug-in point on the steering column allows engineers to monitor truck conditions and plan maintenance requirements.
- Easily removable 2-piece floor plate provides easy access to power contactor, fuses and relays.
- Automatic park brake system can be released manually by activating lever arrangement underneath floor plates, reducing downtime.
- Motor, pump, controller and oil tank are located in the counterweight and are easily accessible, requiring only 2 thumb screws to be removed.



STRONG PARTNERS. TOUGH TRUCKS.™

FOR DEMANDING OPERATIONS, EVERYWHERE.

Hyster supplies a complete range of warehouse equipment, IC and electric counterbalanced trucks, container handlers and reach stackers. Hyster is committed to being much more than a lift truck supplier.

Our aim is to offer a complete partnership capable of responding to the full spectrum of material handling issues: Whether you need professional consultancy on your fleet management, fully qualified service support, or reliable parts supply, you can depend on Hyster.

Our network of highly trained dealers provides expert, responsive local support. They can offer cost-effective finance packages and introduce effectively managed maintenance programmes to ensure that you get the best possible value. Our business is dealing with your material handling needs so you can focus on the success of your business today and in the future.



HYSTER EUROPE

Centennial House, Frimley Business Park, Frimley, Surrey, GU16 7SG, England.

Tel: +44 (0) 1276 538500



www.hyster.eu



infoeurope@hyster.com



[/HysterEurope](https://www.facebook.com/HysterEurope)




[@HysterEurope](https://twitter.com/HysterEurope)




[/HysterEurope](https://www.youtube.com/HysterEurope)



HYSTER-YALE UK LIMITED trading as Hyster Europe. Registered Address: Centennial House, Building 4.5, Frimley Business Park, Frimley, Surrey, GU16 7SG, United Kingdom. Registered in England and Wales. Company Registration Number: 02636775.

HYSTER,  and FORTENS are registered trademarks in the European Union and certain other jurisdictions.

MONOTROL® is a registered trademark, and DURAMATCH and  are trademarks in the United States and in certain other jurisdictions.

Hyster products are subject to change without notice. Lift trucks illustrated may feature optional equipment.